


How to draw Lily's best friend

01

Draw a circle




LILI WOOL

Paula Vásquez

How to draw Lily's best friend

02

Divide it in two
with a line



LILI WOOL


Paula Vásquez

How to draw Lily's best friend

03

Erase the upper half,
now we have a
semicircle.

Well done!




LILI WOOL

Paula Vásquez

How to draw Lily's best friend

04

Paint a little black spot on the right corner of the figure.
You've got a nose!




LILI WOOL

Paula Vásquez

How to draw Lily's best friend

05

Draw a tiny
dot for the eye




LILI WOOL

Paula Vásquez

How to draw Lily's best friend

06

Now draw a mouth and
a tongue just like this



LILI WOOL

Paula Vásquez

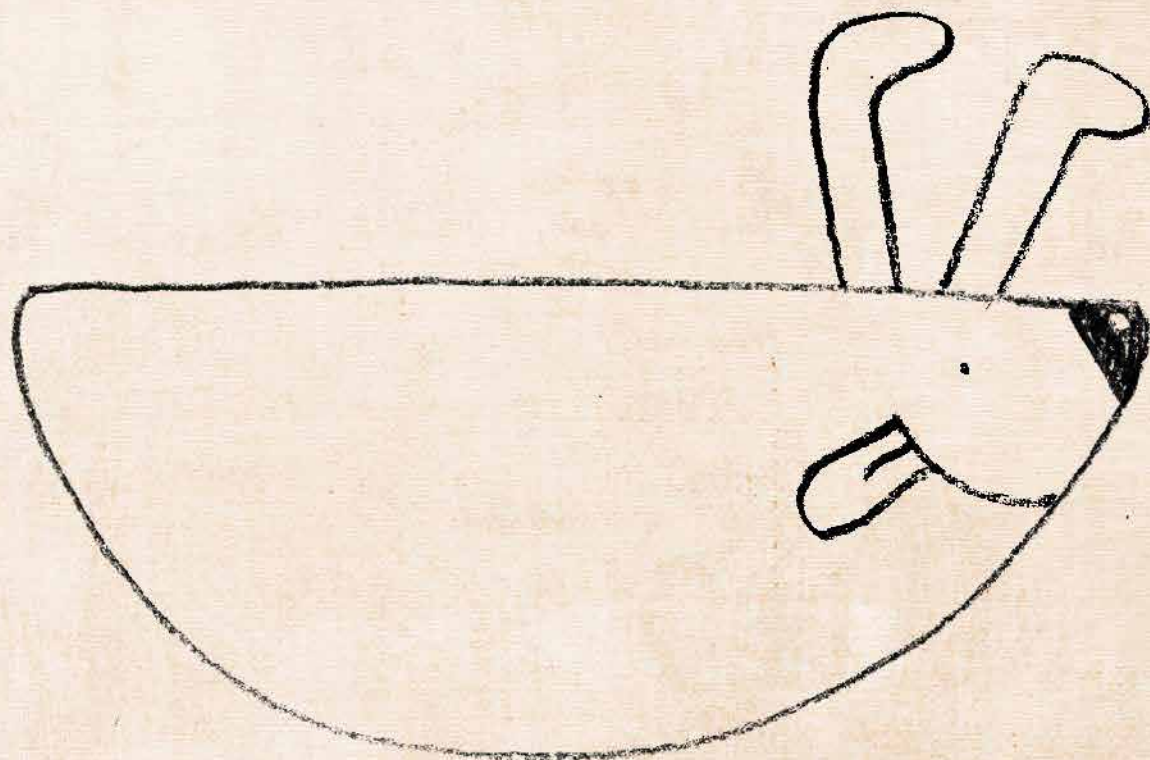
How to draw Lily's best friend

07

You are doing great!

On the top of the figure draw a pair of upside down socks.

Got the ears!




LILI WOOL

Paula Vásquez

How to draw Lily's best friend

08

Now make 4
lines for legs




LILI WOOL

Paula Vásquez

How to draw Lily's best friend

09

A big leaf will be the tail. Add a wavy line in the middle of it



LILI WOOL

Paula Vásquez

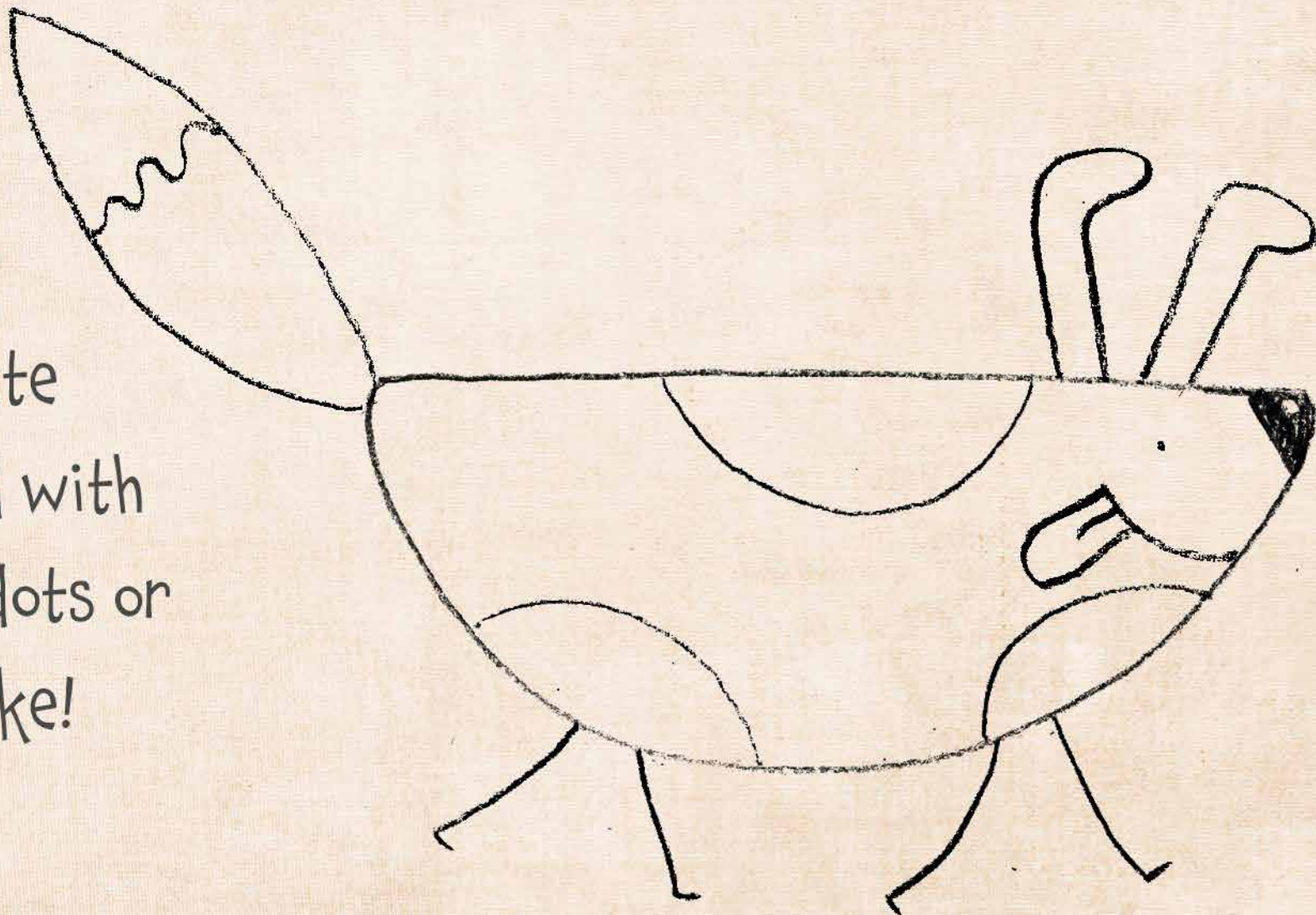
How to draw Lily's best friend

10

Now you are finished, decorate your new friend with spots, hearts, dots or whatever you like!

LILI WOOL

Paula Vásquez




How to draw Lily's best friend

10

Now you are finished, decorate your new friend with spots, hearts, dots or whatever you like!

LILI WOOL

Paula Vásquez



How to draw Lily's best friend

10

Now you are finished, decorate your new friend with spots, hearts, dots or whatever you like!

LILI WOOL

Paula Vásquez

